

## Accessibility Guide: The Museum Galleries

### Museum of the Order of St John

[museum@sja.org.uk](mailto:museum@sja.org.uk), 020 7324 4005, <http://museumstjohn.org.uk/>

### Welcome

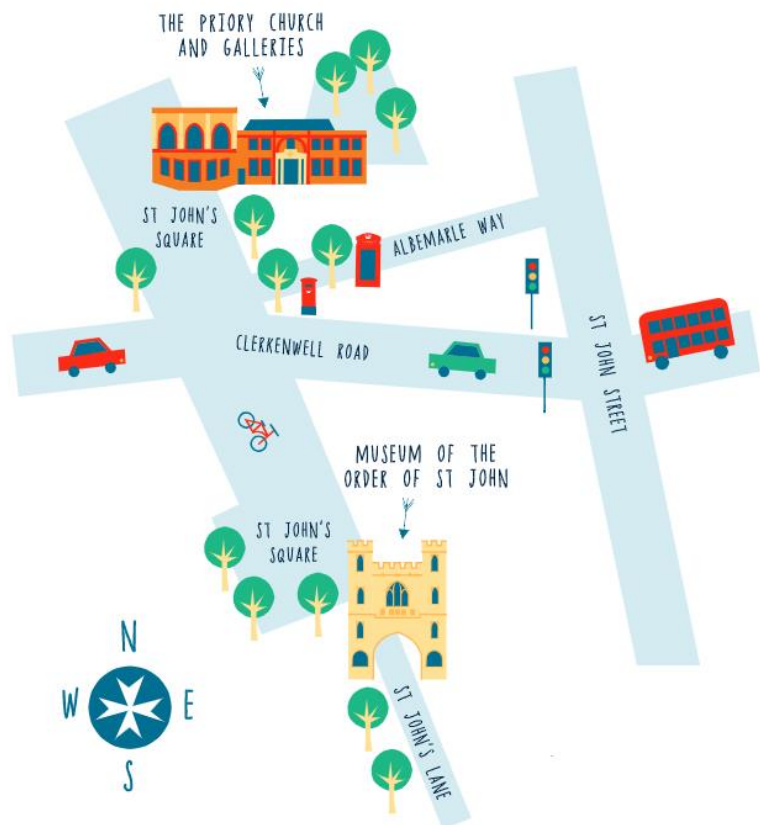
The Museum of the Order of St John tells the unique and fascinating story of an ancient religious military Order, from its origins caring for sick pilgrims in eleventh century Jerusalem, through to its modern-day role with St John Ambulance, the international first aid charity.

The Museum is split across two sites: St John's Gate and the Priory Church. The Museum galleries and shop on the ground floor of St John's Gate are open Wednesday– Saturday, 10am – 5pm.

The Cloister Garden and the small Priory Gallery (both beside the Priory Church) can be visited at any time during gallery opening hours.

Visits to the Museum galleries and garden are free of charge to all.  
This accessibility guide is about these spaces.

The Church, Crypt, and the historic rooms upstairs at St John's Gate can only be visited on guided tours or for specific events. There is also a learning centre on the Priory Church site which is only open for specific events. Please see additional accessibility guides to find out about these spaces.



## At a Glance

### Level Access

- There is level access from the main entrance to:
  - Front desk
  - Museum shop
  - Museum galleries
  - Toilet for disabled visitors
  - Cloister garden (by prior arrangement)
  - Priory gallery (by prior arrangement)

### Access with steps

- There are steps from the main entrance to:
  - Cloister garden
  - Priory gallery







### Visual

- Glass doors and full-height windows have contrast markings.
- Some parts of the venue have low lighting.
- We have display information in large print.

### Toilets for disabled visitors

- There is a public toilet for disabled visitors in the Museum galleries at St John's Gate

## Contents

Accessibility Guide: The Museum Galleries.....	1
Museum of the Order of St John .....	1
Welcome .....	1
Getting here .....	4
 Travel by public transport .....	4
Parking at St John's Gate.....	5
Arrival.....	6
Getting around inside St John's Gate.....	7
 Reception and shop .....	7
Museum Galleries .....	8
 Museum public toilets.....	9
Getting between St John's Gate and the Priory Church .....	10
 Parking at the Priory Church.....	10
Getting around the Priory Church site.....	11
Priory Gallery.....	11
 Cloister Garden.....	12
Accessibility equipment.....	13
 Support for visitors with visual impairment.....	14
Support for visitors who are D/deaf or hard-of-hearing.....	14

## Getting here



*St John's Gate where the Museum is housed. The entrance is under the Gate.*

St John's Gate, St John's Lane  
Clerkenwell  
London  
EC1M 4DA



### Travel by public transport

- You can get to the Museum of the Order of St John by bus, train and Underground.
- The nearest bus stop is on Clerkenwell Road and is called St John Street (Stop J). It is served by London buses 55 and 243. This bus stop is 132 yards / 121 metres from the Museum.
- There is also a bus stop nearby on St John Street which called St John Street / Goswell Road (Stop M). It is served by London bus 153. This bus stop is 176 yards / 160 metres from the Museum.
- All London bus services are accessible for wheelchair users.
- The nearest train and Underground station is Farringdon. It is 0.2 miles / 0.3 km from the Museum.
- Farringdon Station is served by the Circle, Hammersmith & City, and Metropolitan lines, and by Thameslink services. Accessibility information can be found on the Transport for London [website](#) and on the Thameslink [website](#).
- You can get a taxi with Swift Cars by calling 020 7328 3333. This taxi company does not have wheelchair accessible vehicles.
- You can get a taxi with ComCab by calling 020 7908 0271. This taxi company has wheelchair accessible vehicles.



## Parking at St John's Gate



*There is a drop-off point at the main entrance, and parking spaces for visitors with access requirements can be pre-booked.*

- There is a drop-off point either side of St John's Gate. One is accessed from St John's Lane and the other from St John's Square/ Clerkenwell Road. The roadway is flush with the pavement in both locations.
- Limited vehicle parking is available for visitors with access requirements and spaces can be pre-booked (subject to availability) by contacting the Museum. These parking spaces are located on the south side of St John's Gate and are accessed from St John's Lane.
- Free parking on the south side of St John's Square is also available to Blue Badge holders, and to all on Sundays and Bank holidays. This is on the north side of St John's Gate and is accessed from Clerkenwell Road. For more information about parking, please visit the relevant section of Islington Council's website:  
<https://beta.islington.gov.uk/parking/where-to-park/parking-for-disabled-people>

## Arrival



*The main entrance to the Museum at St John's Gate.*



### **Path to main entrance**

- From the street to the main entrance, there is level access.
- The path is 1200mm wide, or more.



### **Main entrance**

- The main entrance has level access.
- The main door is side hung and manual.
- The door is 930mm wide.

## Getting around inside St John's Gate

### Reception and shop



#### *The Museum reception*

- The main door opens directly into the reception and shop area where you will find a member of staff.
- The desk has a low section.
- The route around the reception and shop area is 800mm wide, or more.
- Admission to the Museum is free for all.




## Museum Galleries



### *The Link Gallery*

- From the main entrance to the Museum galleries, there is level access. There is a permanent ramp from the reception area to the galleries. The route from the reception to the galleries is 1220mm wide, or more.
- Display information can be seen from a seated position.
- There are seats in the Museum galleries including several seats with arms.
- The reception area and Museum galleries can be explored via Google Street View at <https://bit.ly/2QPSfy2>. Please note that some things have changed since these images were taken for example, there is now a ramp, not a step, between the reception area and galleries, and the content of some displays has been altered.



*Between the reception area and the Museum galleries there is a permanent ramp.*



## Museum public toilets



*There is a public toilet for disabled visitors in the Museum.*

- There is a public toilet in the Museum for disabled visitors.
- From the Museum galleries to the public toilet, there is level access.
- The toilet door is 900mm wide.
- There is a space of 1160mm in front of the toilet.
- The seat is 480mm high.
- The direction of transfer to the toilet is from the front only.
- There are handrails in the toilet.
- The [nearest Changing Places toilet](#) is located 0.6 miles away in the Barbican Centre.

## Getting between St John's Gate and the Priory Church

- The distance between St John's Gate and the Priory Church is 100m, the majority of which is paved in flagstones.
- The route is dissected by Clerkenwell Road and Albemarle Way.
- Clerkenwell Road has a pedestrian crossing with dropped kerbs and a refuge island.
- There is no dropped kerb for the crossing over Albemarle Way.
- There is an alternative route which avoids the kerb either side of Albemarle Way. This adds a further 48 yards/ 44 metres to the distance between St John's Gate and the entrance to the Priory Church. This route involves crossing the cobbled parking area of St John's Square to reach a dropped kerb on the north side.

### Parking at the Priory Church

- There is a drop-off point outside the church. The drop-off point has a dropped kerb.
- Free parking on the north side of St John's Square is also available to Blue Badge holders, and to all on Sundays and Bank holidays. For more information about parking, please visit the relevant section of Islington Council's website:  
<https://beta.islington.gov.uk/parking/where-to-park/parking-for-disabled-people>



*Clerkenwell Road has a pedestrian crossing with dropped kerbs and a refuge island.*



*There is no dropped kerb for the crossing over Albemarle Way.*

## Getting around the Priory Church site

### Priory Gallery




#### *The Priory Gallery*

- From St John's Square to the Priory Gallery there are four steps. There are no handrails.
- There is an alternative step-free route from the square to the Priory Gallery via the Church, which can be accessed by prior arrangement. From the Church to the Priory Gallery, there is a portable ramp.
- There are no seats in the Priory Gallery.



*From St John's Square to the Priory Gallery there are four ascending steps. There are no handrails.*



*From the Church to the Priory Gallery, learning centre and Church toilet there is a portable ramp.*



## Cloister Garden



*The Cloister Garden*

- From St John's Square to the Cloister Garden, there are four ascending steps followed by three descending steps. There are no handrails.
- There is an alternative step-free route from the square to the garden via the Church, which can be accessed by prior arrangement. From the Church to the garden there is level access. There are permanent ramps. The narrowest part of this route is 700mm wide. We can provide a wheelchair which is narrow enough to navigate the route.



*There is an alternative step-free route from the square to the garden via the Church, which can be accessed by prior arrangement.*



## Accessibility equipment



*We can provide a wheelchair free of charge.*

- We can provide a wheelchair free of charge. The wheelchair is narrow enough to fit through our narrow step-free route to the Cloister Garden.
- We can provide a bowl of drinking water for assistance dogs.
- We can provide a magnifying glass and sheet magnifier.
- We can provide ear defenders.

## **Support for visitors with visual impairment**

- We have contrast markings on all glass doors and contrast markings on all full-height windows.
- Some parts of the venue have low lighting.
- We have display information in large print.
- Please ask a member of staff if you would like us to turn the speakers on for the videos in the Link Gallery.
- We can provide a magnifying glass and sheet magnifier.
- We can provide a bowl of drinking water for assistance dogs.
- We are happy to arrange handling sessions for blind and partially-sighted visitors. These must be booked in advance.

## **Support for visitors who are D/deaf or hard-of-hearing**

- Most videos have subtitles.
- There is an induction loop at the front desk.
- We run regular BSL-interpreted and Deaf-led tours. We are happy to arrange BSL-interpreted tours for groups. These must be booked in advance. We can also arrange sign interpretation for specific events and study days. This should be requested at the time of booking.

---

Guide last updated: 25 July 2023